

1. Go to LSAC.org to log in and select “JD Applicant”

LSAC

About LSAC Events Contact Us **Log in as...** Search

Discover Law The LSAT Choosing a Law School Applying to Law School Data & Research

Start Your Law School Journey Here
Get the resources you need to pursue a career in law
How to Apply for a JD Program → How to Apply for an LLM or Other Law Program →

The LSAT
Register Now

Dates & Deadlines →
Fees →
Test Centers →
LSAT Test Prep →
More About the LSAT →

LSAC.org Account Access

LSAC

So You Want to Go to Law School.
WHAT'S NEXT?

GET STARTED

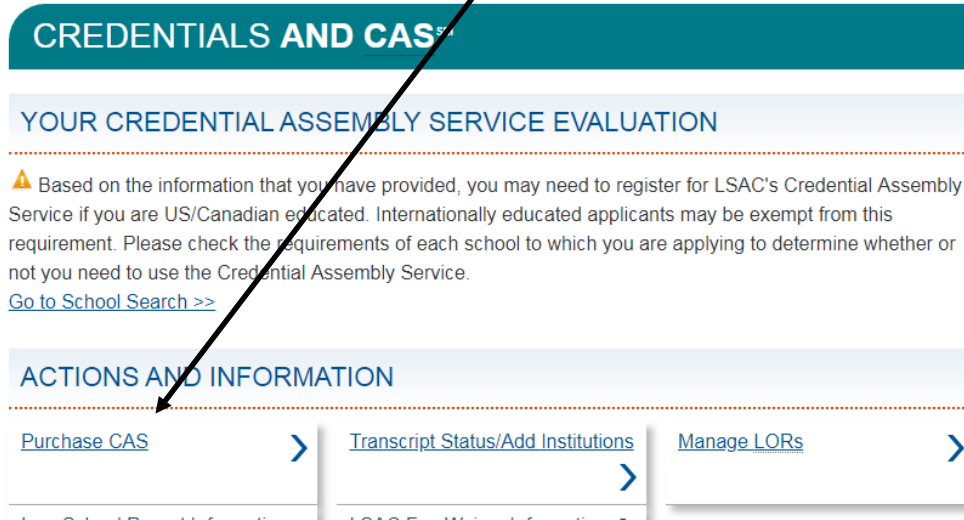
User ID: byuppac
Password: *****
Secure Login
Forgot User ID Forgot Password
Dont have an account? [Create an account](#)

1. Create an LSAC.org Account 2. Register for the LSAT 3. Prepare for the LSAT

After you have created your account, go to your home page. Click on the “Credentials and Purchase CAS” Button.

The screenshot shows the LSAC.org Account Access home page. At the top left is the LSAC logo. To its right is the text "LSAC.org Account Access". In the top right corner, there is a shopping cart icon labeled "Cart 0" and a user profile icon labeled "John Abrams L34026615". Below the header is a teal banner with the text "MY HOME". Underneath the banner is a yellow notification box with a bell icon and a close button (X). The notification text reads: "LSAC is committed to providing opportunities for you to learn the skills you need most to do well on the LSAT and succeed in law school. We have partnered with Khan Academy to offer free LSAT practice courses online starting soon. The Khan LSAT courses will contain rich content that will adapt to users' abilities and preferences for study topics. As a result, LSAC will be discontinuing ItemWise on June 29, 2018. We hope that you will take advantage of the new, free LSAT practice platform at Khan Academy. We wish you success in your pursuit of a law degree." Below the notification are three white buttons with icons and text: "Register for the LSAT" with a document icon, "Credentials & Purchase CASSM" with a folder icon, and "Search for Schools" with a building icon. A red arrow points from the text above to the "Credentials & Purchase CASSM" button. Below these buttons is a light blue section titled "ACCOUNT PROFILE" with a dotted line separator. Underneath is a link with a document icon: "Access general forms here". At the bottom is a grey notification box with a close button (X). The notification title is "A Note from LSAC's President Regarding LSAT Score Releases". The text inside reads: "I know that waiting on your scores is difficult, and I am writing to assure you that we are making changes to permit quicker score releases, while also maintaining our commitment to accuracy and fairness. We will have additional information on specifics later this spring. In the meanwhile, for the rest of 2018 we will set the release dates on the scores on an aggressive timeline to minimize your wait time, and stick to that schedule to minimize any anxiety about those release dates. I want all candidates to know that we will always put students first and work hard to support your journey to law school and the legal profession. Our justice system needs your help, and we are hard at work developing more and..."

You will be navigated to a new page. Scroll to the bottom of the page and click **Pay for CAS**. Paying for CAS enables you to be able to print off your transcript.



CREDENTIALS AND CASSM

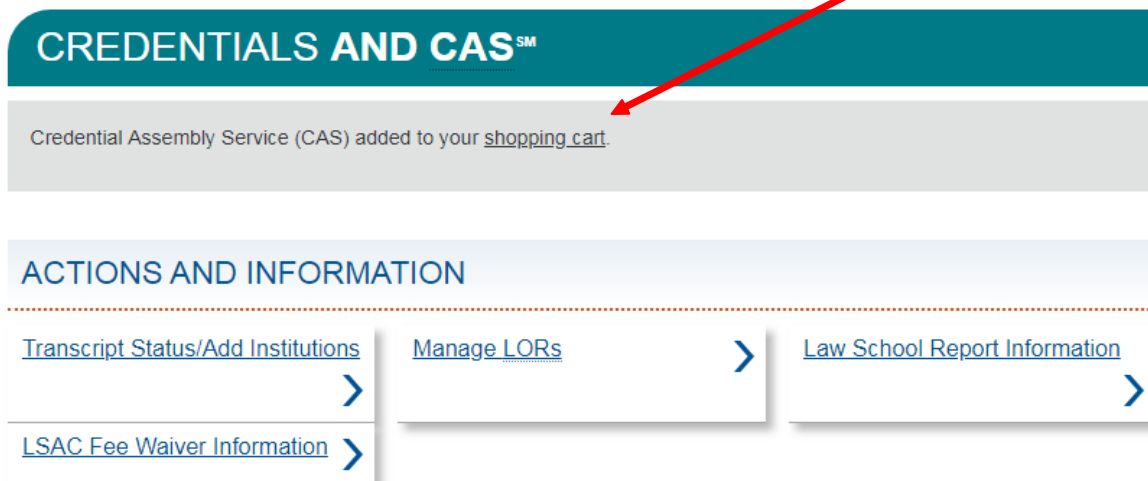
YOUR CREDENTIAL ASSEMBLY SERVICE EVALUATION

⚠ Based on the information that you have provided, you may need to register for LSAC's Credential Assembly Service if you are US/Canadian educated. Internationally educated applicants may be exempt from this requirement. Please check the requirements of each school to which you are applying to determine whether or not you need to use the Credential Assembly Service.
[Go to School Search >>](#)

ACTIONS AND INFORMATION

[Purchase CAS](#) > [Transcript Status/Add Institutions](#) > [Manage LORs](#) >

You will be redirected to the **Credentials** page and the fee to pay to CAS will be added to your **Shopping Cart**. Please click **Shopping Cart** to pay the fee.



CREDENTIALS AND CASSM

Credential Assembly Service (CAS) added to your [shopping cart](#).

ACTIONS AND INFORMATION

[Transcript Status/Add Institutions](#) > [Manage LORs](#) > [Law School Report Information](#) >

[LSAC Fee Waiver Information](#) >

You will be redirected to the **Shopping Cart** page. Make sure everything is correct on the page then click **Checkout**.

information you have provided to LSAC.

You certify that you have read [LSAC Policies](#) and agree to be bound by their terms.

Note: If you later decide not to take the LSAT or to cancel your Credential Assembly Service (CAS) registration, you will be subject to LSAC's [refund policy](#).

Checkout

[Return to My Home](#)

You will be redirected to a Disclosure page. Click **Continue** to proceed to checkout.



Electronic Payment Processing Disclosure

Total Amount

The following amount will be charged to your credit card: **\$195.00**

Electronic payment information will be entered on the next screen.

LSAC does not process or store credit card numbers. Once you click **Continue**, you will be directed to a secure third-party processing site to complete the electronic payment transaction. You will not be able to use the Back button on your browser to cancel this transaction.

You will be redirected to the page where you enter your personal information and credit card details. Please fill out the information correctly and click **Pay LSAC**.

Billing Information






* Required field

First Name *	<input type="text" value="John"/>
Last Name *	<input type="text" value="Abrams"/>
Company Name	<input type="text"/>
Address *	<input type="text" value="3328 WSC"/> <input type="text"/>
City *	<input type="text" value="Provo"/>
Country *	<input type="text" value="United States of America"/>
State/Province *	<input type="text" value="Utah"/>
Zip/Postal Code *	<input type="text" value="84602"/>
Phone Number	<input type="text"/>
Email *	<input type="text" value="PRELAW@BYU.EDU"/>

Your Order

Total amount
\$195.00

Payment Details

Card Type *	<input type="radio"/>  Visa	<input type="radio"/>  Mastercard
	<input type="radio"/>  Amex	<input type="radio"/>  Discover
Card Number *	<input type="text"/>	
CVN	<small>This code is a three or four digit number printed on the back or front of credit cards.</small> <input type="text"/> 	
Expiration Date *	<input type="text"/> <input type="text"/>	

Cancel

Pay

Then you will be redirected to the home page once you pay. One on the home page click **Credentials**.

LSAC.org Account Access

LSAC

Cart 0

John Abrams L34026615

MY HOME

LSAC is committed to providing opportunities for you to learn the skills you need most to do well on the LSAT and succeed in law school. We have partnered with [Khan Academy](#) to offer free LSAT practice courses online starting soon. The Khan LSAT courses will contain rich content that will adapt to users' abilities and preferences for study topics. As a result, LSAC will be discontinuing ItemWise on June 29, 2018. We hope that you will take advantage of the new, free LSAT practice platform at Khan Academy. We wish you success in your pursuit of a law degree.

[Register for the LSAT](#)

[Credentials & Purchase](#)
CASSM

[Search for Schools](#)

ACCOUNT PROFILE

[Access general forms here](#)

A Note from LSAC's President Regarding LSAT Score Releases

I know that waiting on your scores is difficult, and I am writing to assure you that we are making changes to permit quicker score releases, while also maintaining our commitment to accuracy and fairness. We will have additional information on specifics later this spring.

In the meanwhile, for the rest of 2018 we will set the release dates on the scores on an aggressive timeline to minimize your wait time, and stick to that schedule to minimize any anxiety about those release dates.

I want all candidates to know that we will always put students first and work hard to support your journey to law school and the legal profession. Our justice system needs your help, and we are hard at work developing more and

Add each school you have **ever** received college credit for (excluding only AP courses). That includes BYU, junior colleges, dual-enrollment, institute classes, Tom & Joe's Vocational Training School, etc. Click Add Institution to do so.

LSAC.org Account Access

John Abrams L34026615

Credentials & CAS
[My Home](#)

CREDENTIALS AND CASSM

YOUR CREDENTIAL ASSEMBLY SERVICE EVALUATION

⚠ Based on the information that you have provided, you may need to register for LSAC's Credential Assembly Service if you are US/Canadian educated. Internationally educated applicants may be exempt from this requirement. Please check the requirements of each school to which you are applying to determine whether or not you need to use the Credential Assembly Service.
[Go to School Search >>](#)

ACTIONS AND INFORMATION

Purchase CAS >	Transcript Status/Add Institutions >	Manage LORs >
Law School Report Information >	LSAC Fee Waiver Information >	

CREDENTIAL ASSEMBLY SERVICESM

Nearly all ABA-approved law schools and many non-ABA approved schools require the use of LSAC's Credential Assembly Service (CASSM) for JD applicants. LSAC collects the US and Canadian academic records of law school applicants and summarizes the undergraduate work according to a standard 4.0 system to simplify the admission process. JD applicants who have studied for more than one academic year outside the US or Canada can use the Credential

MY STATUS

CAS: not purchased
Institutions attended: submitted

RELATED INFORMATION

Fill out all the information the best you can. Click Submit. If you can't find your major, put "Other– Area Not Listed"

BACHELOR'S DEGREE-GRANTING INSTITUTION

BRIGHAM YOUNG UNIVERSITY (4019)

First major:

COMMUNICATIONS

Degree type:

BA

Second major:

Degree date:

April 2017

GPA:

3.50 to 3.74/mostly As

Transcript received:

No

Download printable Transcript Request Form:

[Transcript Request Form](#) 

Transcript processed:

Edit

GRADUATE DEGREE-GRANTING INSTITUTION

Add Graduate Degree-Granting Institution

Enter the highest graduate degree you received (or will receive) from a US, US territory, US Associated State, or Canadian institution.

OTHER INSTITUTIONS

Add Other Institution

Add other institutions you attended in the US, US territories, US Associated States, or Canada.

On your transcripts page, you should have all of your schools listed like below.
Click on Transcript Request Form.

BACHELOR'S DEGREE-GRANTING INSTITUTION

BRIGHAM YOUNG UNIVERSITY (4019)

First major: **COMMUNICATIONS** Degree type: **BA**


Second major: Degree date: **April 2017**


GPA: **3.50 to 3.74/mostly As** Transcript received: **No**

Download printable Transcript Request Form: [Transcript Request Form](#) 

Transcript processed:

It will open a PDF that looks like this. This is the Transcript Request Form.
Print it, and take it to the Records Office (B-150 ASB).

 **Law School Admission Council**
662 Penn Street
Box 2000-M
Newtown, PA 18940-0993

Transcript Request Form 


LSAC.org

APPLICANT: This form must be signed and must accompany your transcript in order for Law School Admission Council (LSAC) to match the transcript to your file. You must ask every institution you attended to send an official transcript to LSAC at the address noted above. Transcripts received from any source other than a registrar will not be processed. Please sign this form and forward it to your school registrar. **Note:** The form is not required if your school submits transcripts to LSAC via an electronic transfer service. The school may charge for this service.

Important: Please verify that the correct form is sent to each institution.

REGISTRAR: Please staple this form to the transcript you are sending to the address above. If the transcript is an updated or corrected copy, please check the appropriate box.

Updated Copy Corrected Copy



RE: John Abrams
3328 WSC
Provo, UT 84602

LSAC account number: L34026615

SSN/SIN: 256-93-6533

Date of birth: January 01, 1980

Previous last name (that might appear on school records):

Still running into trouble? Come to 3328 WSC or call us at
801-422-3044 and we can help you work it out!

How to request electronic transcripts to LSAC through Parchment:

**Have your LSAC Account Number ready

1. Login to myBYU
2. Go to: <https://saasta.byu.edu/auth/parchment/>
 - a. Select "Order Now"

ITY

Transcripts

Quick

TRANSCRIPT REQUEST

Before ordering your BYU transcript, [review your academic record](#). When you are certain the information is correct, you may order a transcript by clicking the button below. If you have questions about your record, please contact the Registrar's Office at (801) 422-2631 between 8 AM and 5 PM Mountain time or through [YMessage](#).

ORDER NOW

To see previous orders visit your [Order History](#).

3. Login or Register: (Enter some personal information)
4. Select Documents (Search for and select LSAC)

The screenshot shows the Parchment website interface for requesting transcripts. At the top, there is a navigation bar with links for Home, My Account, Order Status, Support, and Contact Us, along with a Shopping Cart showing \$0 and a Sign Out button. Below the navigation bar is a banner image of a mountain range with the BYU logo and the text "BRIGHAM YOUNG UNIVERSITY".

The main content area displays a progress bar with six steps: 1. Login or Register, 2. Select Documents (highlighted with a blue arrow and underline), 3. Order Details, 4. Provide Consent, 5. Payment, and 6. Review Order.

Below the progress bar, the heading "Where would you like your document(s) sent?" is followed by a sub-heading: "To print and mail a document or send directly to an email address, click 'Send to Yourself, Another Individual, or Third Party' in blue letters below." Below this is a search box with the placeholder text "Institution Name, Acronym, Location, or Email" and a blue "SEARCH" button with a magnifying glass icon.

At the bottom of the page, there is a footer with the text: "Parchment Ordering Service v2.9", "Copyright © 2006-2019 Parchment Inc. All Rights Reserved.", and links for "Privacy Policy" and "Refund Policy". The time "11:25am PDT" is also displayed.

1. Login or Register

2. Select Documents

3. Order Details

4. Provide Consent

5. Payment

6. Review Order

Where would you like your document(s) sent?

Start by searching for your destination:

Institution Name, Acronym, Location, or Email

 SEARCH

100 Matches Found:

INSTITUTION

LOCATION

Law School Admission Council

 Newtown, PA, US

SELECT

5. Order Details (review your order and hit continue)

Product Description

Order an official, certified PDF of your transcript. This is the fastest, most secure, and environmentally friendly method to request your transcript. Orders are generally processed within the same day.

Please confirm with the recipients that they will be able to receive an electronic copy of your transcript. Also, to avoid potential problems with spam filters, please instruct recipients to allow emails from Parchment (noreply@parchment.com).

Destination:

Law School Admission Council
Newtown, PA 18940-0993

Continue

Document Name:

eTranscript - \$6.00
[Switch to Mail Delivery](#)

Order Options

Delivery Mode

Electronic

Purpose for Transcript (Optional)

Graduate/Professional School

Attachment (Optional)

Choose File No file chosen

Note: Email Providers use filtering systems to reduce spam. Sometimes, they accidentally filter the email that you want them to receive. To make sure that your document emails are not filtered into "junk" or "bulk" folders, please verify that the recipient can receive email from Parchment (parchment.com).

Total \$6.00

Add Another Item

Continue

6. Fill out Additional Information (Birthdate and LSAC Account Number)

1. Login or Register

5. Review Order

Additional Information Needed

Date of Birth: -- -- , ----

Law School Admission Council requires additional information to accept your eTranscript

LSAC Account Number *

Confirm

Product Description

Order an official copy of your transcript. Order

Please confirm with the recipients that they will be able to receive an electronic copy of your transcript. Also, to avoid potential problems with spam filters, please instruct recipients to allow emails from Parchment (noreply@parchment.com).

7. Checkout

1. Login or Register 2. Select Documents **3. Order Details** 4. Provide Consent 5. Payment 6. Review Order

Your Shopping Cart Contents

Total Items: 1 Amount: \$6.00


Qty.	Document Name	Unit	Total	
1	eTranscript	\$6.00	\$6.00	Remove

Delivery Mode - Electronic
Document Date - 03/25/2019 11:28:23
Application ID - 12345678
Send To - Law School Admission Council

Sub-Total: \$6.00

Update Shopping Cart Continue Shopping Checkout

8. Provide Consent (hit next)



1. Login or Register 2. Select Documents 3. Order Details **4. Provide Consent** 5. Payment 6. Review Order


Consent Received

You accessed the transcript order site after authenticating through the BYU system and therefore have provided consent to release your academic record. You may proceed to checkout.

Next

9. Supply Payment Information

Payment Method



After Confirming your order on the next page, you will be sent to Authorize.NET's Secure Checkout site to process your Credit Card payment.

Note: When payment is made with a credit card, the order will appear as "Parchment" on the credit card statement.

Billing Address:

Your billing address is shown below. The billing address should match the address on your credit card statement. You can change the billing address by clicking the *Change Address* button.



Zachary Richard Scharman
3064 Sweet Clover Lane
South Jordan, UT 84095
United States

Change Billing Address

Back Next

10. Review your Order and Submit

[Home](#) | [My Account](#) | [Order Status](#) | [Support](#) | [Contact Us](#) Shopping Cart: \$8 | [Sign Out](#)



1. Login or Register 2. Select Documents 3. Order Details 4. Provide Consent 5. Payment **6. Review Order**

Information

Please review your order for accuracy. Attachments cannot be added or removed after the order is submitted. Changes may not be made to this order after it is submitted and all charges are non-refundable.

Confirm Your Billing Info:

Billing Address: (*Must match the address associated with your credit card)

Zachary Richard Scharman
3084 Sweet Clover Lane
South Jordan, UT 84095
United States

[Edit Billing Address](#)

Confirm Your Document Request:

Document Name	Qty.	Unit Price	Total
eTranscript	1	\$6.00	\$6.00
Delivery Mode - Electronic			
Document Date - 03/25/2019 11:28:23			
Application ID - 12345678			
Purpose For Transcript - Graduate/Professional School			
Send To - Law School Admission Council			

Sub-Total: \$6.00
Total: \$6.00

Note - If the email address of the recipient is a member of the Parchment Exchange network, Parchment will deliver to their Parchment Receive inbox instead of their email address, according to their preference.

[Back](#) [Confirm](#)

Parchment Ordering Service v2.9
Copyright © 2006-2019 **Parchment Inc.** All Rights Reserved.
[Privacy Policy](#). [Refund Policy](#).
11:31am PDT